

DB-8000DM

Date of Issue

16 SEP. 2019

Revision No.

1.1

1/8

APPROVAL SHEETS

DESCRIPTION : **2Mega Pixels HD/EX-SDI BOARD CAMERA**

MODEL NO. : **DB-8000DMDM/ 8002DM**

Customer

APPROVED	CHECKED	ISSUED



DynaLogic Co., Ltd

DB-8000DM	Date of Issue	16 SEP. 2019	2/8
	Revision No.	1.1	

VB – F 8 0 0 0 DM

1
2
3

1	Board Camera
2	Blank ; without OLPF & without lens holder E ; C/CS mount without lens F ; fixed iris lens V ; DC auto iris lens
3	Board Revision No. 8000 ; with mechanical Day & Night Filter 8002 ; with infrared cut OLPF(Optical Low Pass Filter)

CONTENTS

	PAGE
1. MODIFICATION RECORD -----	3
2. GENERAL SPECIFICATIONS -----	4
3. INTERFACE -----	5
4. APPEARANCE -----	5
5. PACKING METHOD -----	6
6. OSD MENU STRUCTURE -----	7

DB-8000DM	Date of Issue	16 SEP. 2019	4/8
	Revision No.	1.1	

2. GENERAL SPECIFICATIONS

Camera	Image Device	1/2.8 type SONY CMOS (IMX307LQR)
	Scanning System	Progressive Scan
	Total Pixels	1945(H) x 1109(V) : 2.16Mega pixel
	Effective Pixels	1945(H) x 1097(V) : 2.13Mega pixel
	Min. Illumination	0.007Lux@F2.6, 30IRE
	Sync System	Internal
	Electronic Shutter	NTSC : 1/30~1/30,000sec(X2~X32), PAL : 1/25~1/25,600sec(X2~X32)
ISP	Manufacturer	EYENIX(EN771T)
Lens	Mount (M12)	Fixed Lens f=3.6mm/ Pinhole Lens f=3.7mm (P4)
		Varifocal Lens f=2.8~12mm (ICR) CS Mount Holder
Video	Output 1	HD-SDI or EX-SDI
	Output 2	CVBS/ HDC/ HDT/ HDA (NTSC, PAL)
	Resolution& frame rate	1080@30p/25p , 720@60p/50p/30p/25p
OSD	On Screen Display	Built-in
	Language	English, Chinese, Chinese(S), Japanese, Korean, Russian
	LENS	DC/ MANUAL
	EXPOSURE	BRIGHTNESS/ AGC/ SHUTTER MODE& SPEED/ SENS-UP
	WHITE BALANCE	AWB/ATW/ PUSH LOCK/ MANUAL
	BACKLIGHT	OFF/ HLC/ BLC/ WDR
	DNR	OFF/ LOW/ MIDDLE/ HIGH
	DAY&NIGHT	AUTO/ COLOR/ B&W/ IR_EXT
	IMAGE	SHARPNESS/ COLOR LEVEL/ MIRROR/ FLIP/ GAMMA/ ACE/ DEFOG
	SPECIAL	COMM ADJUST/ PRIVACY/ MOTION
	SYSTEM	VIDEO OUTPUT/ FRAME RATE/ LANGUAGE/CAM TITLE
Others	Operating Temperature	14°F~122°F (-10°C~+50°C)
	Storage Temperature	-4°F~140°F (-20°C~+60°C)
	Humidity	Less than 80%
	Power Consumption	DC12V(±10%), Max.200mA
	Dimension(mm)	32 x 32 1board (T=1.2mm)

DB-8000DM

Date of Issue


16 SEP. 2019

Revision No.

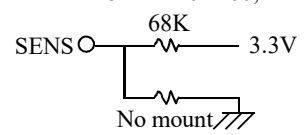
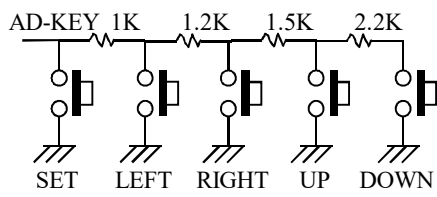
1.1

5/8


3. INTERFACE



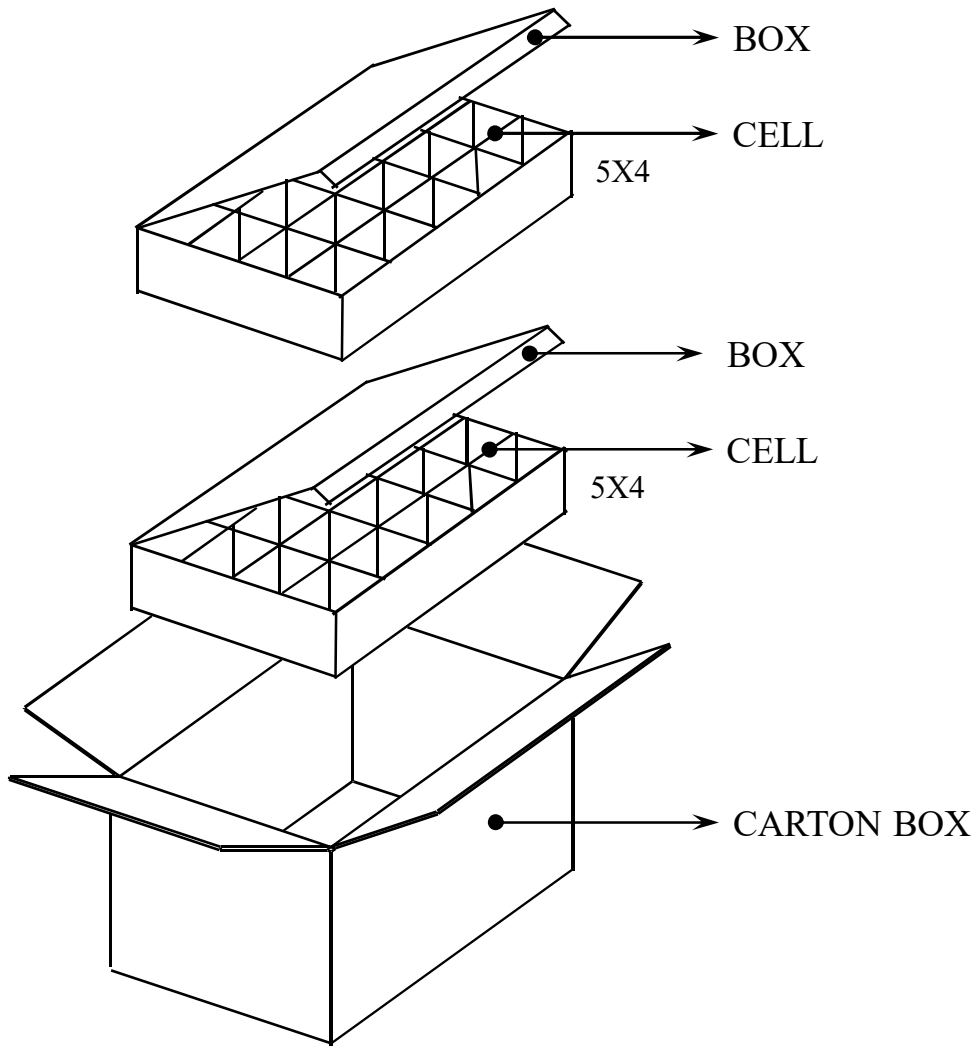
Allocation	No.	Pin Name	I/O	Description
CN1	1	AD-KEY	-	Yeonho 12512WS-11A00, Pitch 1.25mm Control signal for OSD & POWER Input & CVBS Output & RS485 Communication
	2	VIDEO output	OUT	
	3	GND	-	
	4	DC12V input	IN	
	5	GND	-	
	6	VIDEO output	OUT	
	7	RS232_TX	OUT	
	8	RS232_RX	IN	
	9	RS485_EN	OUT	
	10	+3.3V	OUT	
	11	MD_OUT	OUT	
CN2	1	DC12V	OUT	Yeonho 12512WS-04A00, Pitch 1.25mm SENS ○ — 68K — 3.3V No mount
	2	GND	-	
	3	SENS (3.3V:B/W, 0V:COLOR)	IN	
	4	LED CTL(ON:3.3V, OFF:0V)	OUT	
CN3	1	TDN_2 (High : Day -> Night)	OUT	Yeonho 12512WS-02A00, Pitch 1.25mm Control signal for IR cut filter removable
	2	TDN_1 (High : Night -> Day)	OUT	
CN6	1	DAMP+	OUT	Yeonho 12512WS-04A00, Pitch 1.25mm Control signal for DC iris lens
	2	DAMP-	OUT	
	3	DRV+	OUT	
	4	GND	-	



4. APPEARANCE



5. PACKING METHOD



DB-8000DM

Date of Issue

16 SEP. 2019

Revision No.

1.1

7/8

6. OSD MENU STRUCTURE(1/2)

SETUP MENU	SUB MENU1	SUB MENU2	SUB MENU3	VALUE	
LENS	DC			INDOOR/OUTDOOR/DEBLUR	
	MANUAL			NORMAL/DEBLUR	
EXPOSURE	BRIGHTNESS			0 ~ 20	
	AGC			0 ~ 20	
	SHUTTER MODE			AUTO/ MANUAL/FLICKERLESS	
	SHUTTER SPEED			1/30(25),60(50),120(100),250(200),500(400),1K(800), 2K(1.6K),4K(3.2K),8K(6.4K),15K(12.8K),30K(25.6K)	
	SENS-UP			OFF/ X2/ X4/ X8 / X16 / X32	
WHITE BALANCE	AWB				
	ATW				
	PUSH LOCK			Press ENTER key	
	MANUAL	COLOR TEMP.			3000K/ 5000K/ 8000K
		R-GAIN			0 ~ 20
B-GAIN			0 ~ 20		
BACKLIGHT	OFF				
	HLC	LEVEL		0 ~ 20	
		COLOR			BLK,WHT,YEL,CYN,GRN,MAG,RED,BLU
	BLC	H-POS			0 ~ 20
		V-POS			0 ~ 20
		H-SIZE			0 ~ 20
		V-SIZE			0 ~ 20
	WDR	MODE / NORMAL			
		MODE / ROI	WINDOW SEL		0 ~ 3
			WINDOW MODE		OFF/ ON
			H-POS		0 ~ 1920
			V-POS		0 ~ 1080
			H-SIZE		0 ~ 1920
			V-SIZE		0 ~ 1080
WEIGHT					LOW/ MIDDLE/ HIGH
DNR			OFF/ LOW/ MIDDLE/ HIGH		
DAY&NIGHT	AUTO	DWELL TIME		0 ~ 9sec, 1sec/step	
		AGC THRES		0(bright) ~ 20(dark)	
		AGC MARGIN		0(bright) ~ 20(dark)	
	COLOR				
	B&W				
	IR_EXT	DWELL TIME			0 ~ 9sec, 1sec/step
		D->N LEVEL			0(bright) ~ 20(dark)
		N->D LEVEL			0(bright) ~ 20(dark)
		SMART IR			OFF/ON
		LEVEL			0 ~ 20
IMAGE	SHARPNESS	SDI&CVBS/ HDC/ HDT/ HDA		0 ~ 10	
	COLOR LEVEL			0 ~ 20	
	MIRROR			OFF/ ON	
	FLIP			OFF/ ON	
	GAMMA			0.45/ 0.55/ 0.65/ 0.75	
	ACE			OFF/LOW/ MIDDLE/ HIGH	
	DEFOG	OFF			
		AUTO/ MANUAL			LOW/ MIDDLE/ HIGH

DB-8000DM

Date of Issue

16 SEP. 2019

Revision No.

1.1

8/8

6. OSD MENU STRUCTURE(2/2)

SETUP MENU	SUB MENU1	SUB MENU2	SUB MENU3	VALUE	
SPECIAL	COMM. ADJUST	CAM ID		0 ~ 255	
		BAUDRATE		2400,4800,9600,19200,38400,57600,115200	
		PROTOCOL		PELCO-D	
		SET DONE		Save to Comm Adjust Setting	
	PRIVACY	OFF			
		ON	MASK SEL		0 ~ 15
			MASK MODE		OFF/ ON
			H-POS		0 ~ 60
			V-POS		0 ~ 34
			H-SIZE		0 ~ 60
			V-SIZE		0 ~ 34
			Y LEVEL		0 ~ 20
			CB LEVEL		0 ~ 20
			CR LEVEL		0 ~ 20
	TRANS		0 ~ 3		
	MOTION	OFF			
		DET WINDOW	WINDOW SEL		0 ~ 3
			WINDOW MODE		OFF/ ON
			DET H-POS		0 ~ 60
			DET V-POS		0 ~ 34
			DET H-SIZE		0 ~ 60
			DET V-SIZE		0 ~ 34
		DET TONE		0 ~ 4	
MDRECT FILL			OFF/ ON		
SENSITIVITY			0 ~ 10		
MOTION OSD		OFF/ ON			
TEXT ALARM		OFF/ ON			
SYSTEM	VIDEO OUTPUT	MAIN OUTPUT		SDI OUTPUT / ANALOG OUTPUT	
		SDI OUTPUT		HD-SDI/ 270M(V1.0)/ 135M(V2.0)	
	ANALOG OUTPUT			OFF/ CVBS/ HDC/ HDT/ HDA	
		Y-GAIN		0 ~ 32	
		CB-GAIN		0 ~ 255	
		CR GAIN		0 ~ 255	
		POSITION		0 ~ 255	
		BURST FREQ		0 ~ 255	
		BURST GAIN		0 ~ 128	
		B&W		BURST OFF / BURST ON(HDT ONLY)	
		UCC SELECT		8 BYTE / 10 BYTE(HDT ONLY)	
	720 EX		OFF/ ON(HDT ONLY)		
	FRAME RATE			1080_30p/ 1080_25p/ 720_30p/ 720_25p/ 720_60p/ 720_50p	
	FREQ(NT/PAL)			60Hz(NTSC)/ 50Hz(PAL)	
	LANGUAGE			ENG/ CHINESE/ CHINESE(S)/ JAPANESE/ KOR/ RUSSIA	
CAM TITLE			0 ~ 9, A ~ Z, blank		
FACTORY DEFAULT			Reset to factory setting		
RETURN			Return to previous menu		
EXIT	SAVE			Setup menu to exit saving	
	CANCEL			Setup menu to exit without saving	

To open the Menu, Hold down the Center Key

WDR is not operated at 'SHUTTER MODE=MANUAL' or 'CVBS ON' or 'OSD ON'.

3-DNR mode is OFF at 'WDR ON'.

Left + Left + Left + Enter : EX-SDI

Right + Right + Right + Enter : HD-SDI